


VIDEO COLONOSCOPE

mBLU HD Paediatric Video Endoscope




Model : OVC-PmB2H (L/I)



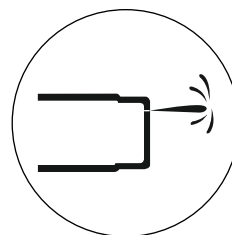
LED At Tip



HD Imaging



TIT




Auxiliary Channel




Single Step,
Water Proof
Connector

Features:

- Super Bright LED-At-Tip: Experience 30% more Brightness & 15% wider spread thanks to the new phosphor coating on the LED substrate, supporting high reliability over years of use.
- mBLU Imaging: An advanced optical & light sensor technology which increases the detection/characterisation of lesions/polyps by depicting brighter and clearer endoscopic images.
The mBLU system utilises two modes:
mBLU Mode 1 - for spectral mucosal tissue structure enhancement.
mBLU Mode 2 - for vascular architecture visualisation.
- Ottomed patented LED-At-Tip technology does away with the fragile light guide glass fibre bundle making the scopes very sturdy and environment friendly. Long life, superior light intensity, low maintenance & low replacement cost.
- HD Imaging.
- A new tactile insertion tube (TIT) construction which is 1:1 torque sensitive. Quick Torque Transmission (QTT) technology allows rapid control of the scope helping the user to carry out minimally invasive, precise and effective procedures.
- Dedicated auxiliary water channel washing the mucosa of the lower GI tract.
- Ultra light weight, single step waterproof connector makes endoscope more reliable & User-friendly.



Specifications:

Model	OVC-PmB2H (L/I)	
Optical System	Field Of View	140°
	Direction Of View	Forward Viewing
	Depth Of Field	3-100 mm
	Optical Technology - mBLU	mBLU Mode 1 & mBLU Mode 2
Insertion Tube	Distal End Outer Diameter	11.8 mm
	Insertion Tube Outer Diameter	11.8 mm
	Distal End Enlarged	1. Air/water nozzle
		2. Illumination LEDs (W/B)
		3. Objective lens
		4. Instrument channel outlet
Working Length	5. Auxiliary Jet	
	L: 1680 mm I: 1330 mm	
Instrument Channel	Channel inner diameter	3.2 mm
	Minimum visible distance	3 mm from the distal end
	Direction from which endo-therapy accessories enter and exit the endoscopic image	
Air Flow Rate	Angulation Image	25 cm³/s
Bending Section		UP 180°
		DOWN 180°
		RIGHT 160°
		LEFT 160°
Total Length		L: 1980 mm I: 1630 mm
	Compatible Video Processor	
		OVP-SEII Plus

*Specifications are subject to change.



Manufactured by:

MITRA MEDICAL SERVICES LLP

Plot No.: 21-B, Sector-1, Parwanoo, Dist.- Solan, Himachal Pradesh - 173 220. INDIA

Toll Free No.: 1800 1020 307

E-Mail: ottomed@ottomed.com, Website: www.ottomed.com

Distributed by:

MITRA MEDICAL SERVICES LLP

B-226, Okhla Industrial Area, Phase-1, New Delhi - 110 020. INDIA

Toll Free No.: 1800 1020 307

E-Mail: ottomed@ottomed.com, Website: www.ottomed.com